





Resilience Isn't Just For Students:

Harnessing the Power of Resilience In Your Professional and Personal Lives

Sam Goldstein, PhD
 Director, Neurology, Learning and Behavior Center
 Assistant Clinical Professor of Psychiatry, University of Utah

 www.samgoldstein.com
 info@samgoldstein.com
 [@drsamgoldstein](https://twitter.com/drsamgoldstein)
 [@doctorsamgoldstein](https://www.facebook.com/doctorsamgoldstein)

Relevant Disclosure

- My expenses for this talk are supported by Multi Health Systems.
- I have developed tests marketed by Multi- Health Systems, Pro-Ed and Western Psychological Services.
- I have authored books marketed by Springer, Wiley, Guilford, Double Day, McGraw Hill, Brookes, Kluwer and Specialty Press.
- I am Editor in Chief of the Journal of Attention Disorders (Sage) and Co-Editor of the Encyclopedia of Child Development (Springer)


Goals for This Presentation

- Evaluate your resilience.
- Develop an understanding of the evidence and science of resilience.
- Develop an understanding of trends in risky behavior in youth (12-25 years of age).
- Develop an understanding of resilience/protective factors in the lives of youth.
- Develop an appreciation of the trends in mental health assessment from risk focused to strength/risk focused.
- Learn strategies to foster your resilience.
- Begin a discussion about improving the lives of all youth including those with the riskiest behavior and history.

The Future



A man goes fishing.



The purpose of life is to prepare
the next generation for their
future.

The secret of education lies
in respecting the student.

Ralph Waldo Emerson



And maintaining the resilience of the educators!


7

Survival of the Species

- Salmon and snakes are born with sufficient instincts to survive.
- Bear cubs require at least one or two years with their mother to insure survival.
- Higher primates require three or four years.
- Humans require at least ten years.



In Their Own Words



We have perpetuated the nineteenth century perception that raising children is a process by which information is dumped into a **BLACK BOX** lying mysteriously within the human brain.

We have also assumed a Stepford Wives model that all black boxes are identical.

We have done an a very good job of marketing the concept of school to young children.

We have been successful
in doing so because they
possess Instinctual
Optimism and Intrinsic
Motivation.

We fail to appreciate that children are endowed
with certain genetic traits to enhance their
development.

What are these traits?

- The drive to help.
- The drive to mastery.
- Intrinsic motivation.
- Instinctual optimism.
- Altruism.
- Fairness.
- Problem solving.
- Social connection.
- Fairness.
- The drive to acquire knowledge.

A lesson from Michael.





We fail to appreciate that children are genetically endowed with certain patterns of behavior and thought.

What are these traits?

- The drive to help
- The drive to mastery
- Intrinsic motivation
- Instinctual optimism
- Altruism
- Problem-solving
- Social connection
- The drive to acquire knowledge
- Fairness



Do Children Care What We Think? Part I

to Mrs. Cowdell
 Dear Mrs. Cowdell,
 I am writing you this letter.
 I'm just asking if you
 can... forgive me for talking back
 to you. I know I did wait my
 very, very long and I wanted to apol-
 oge. It's just that well, it's just that I
 just a kid and kids make mistakes, but
 I'm sure you knew that Mrs. Cowdell.
 What I'm trying to say is that I'm
 very, very sorry.

Sincerely
 Drew

Do Children Care What We Think? Part II

to Mrs. Cowdell
 Why I Will
 Never do this again
 Dear Mrs. Cowdell,
 Mrs. Cowdell, here are some
 reasons why I will never do it
 again. I want to get a good
 education and if I keep this up I
 will not be able to achieve this goal.
 Because I love to learn and I
 don't want to lose that opportunity.

I ♥ School!

Caregivers are the architects of the way in which experience influences genetically preprogrammed but experience dependent brain development.

Daniel Siegel
The Developing Mind

Teen and Young Adult Risk Taking Behavior

US Department of Health and Human Services Meta Analysis

Teen and Young Adult Risk taking Behavior

- The most serious threats to the health and safety of adolescents and young adults are preventable. They result from such risk-taking behaviors as fighting, substance abuse, suicide, and sexual activity rather than from illnesses. These behaviors have harmful, even deadly, consequences.
- Changes in teen participation in specific risk behaviors have been well documented. What is less well known, and of growing concern, is how overall teen risk-taking has changed. In addition, information is lacking about the nuances in the behavior of adolescents who engage in more than one of these risks at a time.² Teens who participate in multiple risks increase the chance of damaging their health.

Teen and Young Adult Risk Taking Behavior

- Three different surveys measure relevant health risk behaviors in teens. Together, the Youth Risk Behavior Surveys, the National Survey of Adolescent Males, and the National Longitudinal Study of Adolescent Health.
- The complex picture that emerges alleviates some traditional concerns, while raising new ones. Teens' overall involvement in risk-taking has declined during the past two decades (except among Hispanics), with fewer teens engaging in multiple risk behaviors. But multiple-risk teens remain an important group, responsible for most adolescent risk-taking. However, almost all risk-takers also engage in positive behaviors; they participate in desirable family, school, and community activities. These positive connections offer untapped opportunities to help teens lead healthier lives.

Teen and Young Adult Risk Taking Behavior

- **The Youth Risk Behavior Surveys (YRBS).** Conducted by the Centers for Disease Control and Prevention, YRBS assesses the behaviors deemed most responsible for influencing health among the nation's high school students. In 1991, 1993, 1995, and 1997, surveys were given to a nationally representative sample of students in grades 9 through 12. Students completed self-administered questionnaires in the classroom during a regular class period. We will look at the 2017 data as well.
- Overall response rates in 1991, 1993, 1995, and 1997 were 68 percent, 70 percent, 60 percent, and 69 percent, respectively; the sample sizes were 12,272 students, 16,296 students, 10,904 students, and 16,262 students, respectively. More information about YRBS and access to data is available at www.cdc.gov/nccdphp/dash.

Teen and Young Adult Risk Taking Behavior

- **The National Longitudinal Study of Adolescent Health (Add Health).** Add Health is a school-based study of the health-related behaviors of adolescents in the United States. Interviews were conducted in two stages. In the first stage, students in grades 7 through 12 attending 145 schools answered brief questionnaires in their classrooms. In the second stage, in-home interviews were conducted with a subset of students between April and December of 1995.
- Data for this study came from the 12,105 students participating in both stages of the survey who are representative of adolescents in grades 7 through 12 during the 1994--95 school year. More information about Add Health and access to data is available at www.cpc.unc.edu/addhealth.

Teen and Young Adult Risk Taking Behavior


- **The 1995 National Survey of Adolescent Males (NSAM).** NSAM is a household survey of a nationally representative sample of 1,729 boys ages 15 through 19. It was designed primarily to examine behavioral aspects of young men's sexual and reproductive behaviors and includes extensive measures of nonsexual risk-taking.
- The sample is nationally representative of both students and nonstudents. Face-to-face interviews were conducted by trained interviewers in the respondents' homes. The response rate was 75 percent. More information about NSAM and access to data is available at www.socio.com.

Teen and Young Adult Risk Taking Behavior

- **Overall risk-taking among high school students declined during the 1990s.** Between 1991 and 1997, there was a sizable increase in the share of students who did not participate in any of the 10 risk behaviors and a sizable decrease in the proportion of students who engaged in multiple risk behaviors. Despite this, the share of highest-risk students those participating in five or more risk behaviors-remained stable. Of note, Hispanic students did not report the same shift toward less risk-taking.
- Most risks are taken by multiple-risk students. The overall prevalence of a specific risk behavior among teenagers is due primarily to the behavior of multiple-risk students, since the majority of students involved in any given behavior also were engaging in other risk behaviors. For example, among the 12 percent of students reporting regular tobacco use, 85 percent were multiple risk-takers.

Teen and Young Adult Risk Taking Behavior



- **Nearly all teens, even those engaging in multiple risk behaviors, participate in positive behaviors.** Ninety-two percent of students engage in at least one positive behavior, such as earning good grades, participating in extracurricular activities, spending time with parents, or being involved in a religious institution. Most out-of-school boys also were involved in appropriate positive behaviors, although less so than their in-school peers. While multiple-risk teens engage in positive behaviors, participation in positive behaviors declines with increased risk-taking.
- Multiple-risk adolescents have many points of contact beyond home and the classroom. The assumption that risk-taking teens are socially disconnected is challenged by new findings that map their participation in a wide range of settings, such as faith-based institutions, the workplace, health care, and the criminal justice system. Their involvement in settings beyond the home and the classroom, especially for out-of-school adolescents, offers opportunities for health intervention to reduce risk-taking



THE PERCENTAGE OF HIGH SCHOOL STUDENTS WHO:	2007 Total	2009 Total	2011 Total	2013 Total	2015 Total	2017 Total	Trend
Were threatened or injured with a weapon at school	7.8	7.7	7.4	6.9	6.0	6.0	
Did not go to school because of safety concerns	5.5	5.0	5.9	7.1	5.6	6.7	
Were electronically bullied	NA	NA	16.2	14.8	15.5	14.9	
Were bullied at school	NA	19.9	20.1	19.6	20.2	19.0	
Were forced to have sex	7.8	7.4	8.0	7.3	6.7	7.4	
Experienced physical dating violence [†]	NA	NA	NA	10.3	9.6	8.0	
Experienced sexual dating violence [†]	NA	NA	NA	10.4	10.6	6.9	

THE PERCENTAGE OF HIGH SCHOOL STUDENTS WHO:	2007 Total	2009 Total	2011 Total	2013 Total	2015 Total	2017 Total	Trend
Experienced persistent feelings of sadness or hopelessness	28.5	26.1	28.5	29.9	29.9	31.5	
Seriously considered attempting suicide	14.5	13.8	15.8	17.0	17.7	17.2	
Made a suicide plan	11.3	10.9	12.8	13.6	14.6	13.6	
Attempted suicide	6.9	6.3	7.8	8.0	8.6	7.4	
Were injured in a suicide attempt	2.0	1.9	2.4	2.7	2.8	2.4	

THE PERCENTAGE OF HIGH SCHOOL STUDENTS WHO:	2007 Total	2009 Total	2011 Total	2013 Total	2015 Total	2017 Total	Trend
Ever had sex	47.8	46.0	47.4	46.8	41.2	39.5	
Had four or more lifetime sexual partners	14.9	13.8	15.3	15.0	11.5	9.7	
Were currently sexually active	35.0	34.2	33.7	34.0	30.1	28.7	
Used a condom during last sexual intercourse [†]	61.5	61.1	60.2	59.1	56.9	53.8	
Used effective hormonal birth control [†]	NA	NA	NA	25.3	26.8	29.4	
Used a condom and effective hormonal birth control [†]	NA	NA	NA	8.8	8.8	8.8	

THE PERCENTAGE OF HIGH SCHOOL STUDENTS WHO:	2007 Total	2009 Total	2011 Total	2013 Total	2015 Total	2017 Total	Trend
Ever used select illicit drugs	22.6	20.0	22.5	17.3	15.4	14.0	
Ever injected illegal drugs	2.0	2.1	2.3	1.7	1.8	1.5	
Ever misused prescription opioids*	NA	NA	NA	NA	NA	14.0	NA

The Complexity of Risks: e.g. Delinquency

- No single risk factor leads a young person to delinquency.
- Risk factors “do not operate in isolation and typically are cumulative: the more risk factors that [youth] are exposed to, the greater likelihood that they will experience negative outcomes, including delinquency.”
- When the risk factors a youth is exposed to cross multiple domains, the likelihood of delinquency increases at an even greater rate.
- Different risk factors may also be more likely to influence youth at different points in their development. For example, peer risk factors typically occur later in a youth’s development than individual and family factors.

While youth may face a number of risk factors it is important to remember that everyone has strengths and is capable of resilient behavior:

“All children and families have individual strengths that can be identified, built on, and employed” to prevent future delinquency and justice system involvement. In recent years, studies of juvenile delinquency and justice system involvement have increasingly examined the impact of these strengths (protective factors) on youth’s ability to overcome challenges and thrive (Kendziora & Osher, 2004)

Biology is not destiny but it does effect probability. In every risk group there are those who manage to transition successfully into adult life despite their adversities.



In Their Own Words



Resilience is Predicted Factors Within:



The Child



The Family



The Culture

Four Waves of Resilience Research

- Identifying person and variable-focused factors that make a difference.
- Identifying and understanding the operation of these factors within systems with a process focus.
- Intervening with an individual to foster resilience.
- Making System wide changes.


U.S. Large-scale Longitudinal Studies

- The Kauai Study (698 children born in 1955)
- Minnesota Parent-Child Project (190 children born in 1975)
- Project Competence (205 children in 3rd–6th grades, started in 1977)
- Virginia Study of Divorce and Remarriage (122 children in 1971)
- Rochester Study (180 children in 1970)
- Chicago Study (1,200+ children in 1983)

4
1

Worldwide Large-scale Longitudinal Studies

- British National Child Development Study (17,000 children born in 1958)
- British Cohort Study (14,000+ children born in 1970)
- Dunedin Multidisciplinary Health and Development Study (1,000+ children born 1972–1973)
- Queensland Study (8,500+ children born in 1981)
- Lundby Study (590 children born in 1997)
- Copenhagen High-Risk Study (207 children from age 15 on, begun 30 years ago)



4
2

Risk and Protective Factors: In the Individual

Risks

- Female gender
- Early puberty
- Difficult temperament: inflexibility, low positive mood, withdrawal, poor concentration
- Low self-esteem, perceived incompetence, negative explanatory and inferential style
- Anxiety
- Low-level depressive symptoms and dysthymia
- Insecure attachment
- Poor social skills: communication and problem-solving skills
- Extreme need for approval and social support

Protective

- High IQ
- Positive social skills
- Willingness to please adults
- Religious and club affiliations
- Positive physical development
- Academic achievement

Substance Abuse and Mental Health Services Administration (2009). Risk and protective factors for mental, emotional, and behavioral disorders across the life cycle. Summarized from:
http://dhs.alaska.gov/dbh/Documents/Prevention/programs/pplhg/pdf/ICM_Matrix_8%20%11_FINAL.pdf

Risk and Protective Factors: In the Individual

Risks

- Low self-esteem
- Shyness
- Emotional problems in childhood
- Conduct disorder
- Favorable attitudes toward drugs
- Rebelliousness
- Early substance use
- Antisocial behavior
- Head injury
- Marijuana use
- Childhood exposure to lead or mercury (neurotoxins)

Protective

- High self-esteem
- Emotional self-regulation
- Good coping skills and problem-solving skills
- Engagement and connections in two or more of the following contexts: school, with peers, in athletics, employment, religion, culture

Substance Abuse and Mental Health Services Administration (2009). Risk and protective factors for mental, emotional, and behavioral disorders across the life cycle. Summarized from:
http://dhs.alaska.gov/dbh/Documents/Prevention/programs/pplhg/pdf/ICM_Matrix_8%20%11_FINAL.pdf

Risk and Protective Factors: In the Family

Risks

- Inadequate or inappropriate child rearing practices,
- Home discord
- Maltreatment and abuse
- Large family size
- Parental antisocial history
- Poverty
- Exposure to repeated family violence
- Divorce
- Parental psychopathology
- Teenage parenthood
- A high level of parent-child conflict
- A low level of positive parental involvement
- Family dysfunction
- Poor parental supervision
- Sexual abuse

Protective

- Participation in shared activities between youth and family (including siblings and parents)
- Providing the forum to discuss problems and issues with parents
- Availability of economic and other resources to expose youth to multiple experiences
- The presence of a positive adult (ally) in the family to mentor and be supportive
- Family provides structure, limits, rules, monitoring, and predictability
- Supportive relationships with family members
- Clear expectations for behavior and values

Substance Abuse and Mental Health Services Administration (2009). Risk and protective factors for mental, emotional, and behavioral disorders across the life cycle. Summarized from:
http://dhs.alaska.gov/dbh/Documents/Prevention/programs/pplhg/pdf/ICM_Matrix_8%20%11_FINAL.pdf

Risk and Protective Factors: In Peers

- | Risks | Protective |
|---|--|
| <ul style="list-style-type: none"> • Spending time with peers who engage in delinquent or risky behavior • Gang involvement • Less exposure to positive social opportunities because of bullying and rejection | <ul style="list-style-type: none"> • Positive and healthy friends to associate with • Engagement in healthy and safe activities with peers during leisure time (e.g., clubs, sports, other recreation) |

Substance Abuse and Mental Health Services Administration (2009). Risk and protective factors for mental, emotional, and behavioral disorders across the life cycle. Summarized from: http://dhs.alaska.gov/dbh/Documents/Prevention/programs/igfslg/pdfs/ICM_Matrix_8%205x11_FINAL.pdf

Risk and Protective Factors: School and Community

- | Risks | Protective |
|--|--|
| <ul style="list-style-type: none"> • Poor academic performance • Enrollment in schools that are unsafe and fail to address the academic and social and emotional needs of children and youth • Low commitment to school • Low educational aspirations • Poor motivation • Living in an impoverished neighborhood • Social disorganization in the community in which the youth lives • High crime neighborhoods | <ul style="list-style-type: none"> • Enrollment in schools that address not only the academic needs of youth but also their social and emotional needs and learning • Schools that provide a safe environment • A community and neighborhood that promote and foster healthy activities for youth |

Substance Abuse and Mental Health Services Administration (2009). Risk and protective factors for mental, emotional, and behavioral disorders across the life cycle. Summarized from: http://dhs.alaska.gov/dbh/Documents/Prevention/programs/igfslg/pdfs/ICM_Matrix_8%205x11_FINAL.pdf

Can Outcome Be Modeled and Predicted?

Predicting young adults' health risk behavior.
By Gibbons, Frederick X., Gerrard, Meg
Journal of Personality and Social Psychology, Vol 69(3), Sep 1995, 505-517

Abstract
A prototype model of risk behavior is described and was tested in a longitudinal study of 679 college students, beginning at the start of their freshman year. Perceptions of the prototype associated with 4 health risk behaviors (smoking, drinking, reckless driving, and ineffective contraception) were assessed along with self-reports of the same behaviors. Results indicated that prototype perception was related to risk behavior in both a reactive and a prospective manner. That is, perceptions changed as a function of change in behavior, and perceptions predicted those behavior changes as well. This prospective relation was moderated by social comparison, as the link between perception and behavior change was stronger among persons who reported frequently engaging in social comparison. (PsycINFO Database Record (c) 2016 APA, all rights reserved)

Can Outcome Be Modeled and Predicted?

Binge Drinking Above and Below Twice the Adolescent Thresholds and Health-Risk Behaviors
 Ralph Waldo Hingson Wenxing Zha
 First published: 10 April 2018 <https://doi.org/10.1111/acer.13627>

In 2015, the Youth Risk Behavior Survey asked a national probability sample of 15,624 high school students grades 9 to 12 (response rate 60%) about their past-month drinking and past-month or past-year health-risk behaviors. Logistic regressions with pairwise comparisons examined the association between different drinking levels and selected risk behaviors, adjusting for age, sex, race/ethnicity, and drinking frequency.

Seven percent binged ≥twice and 9% <twice the age-/gender-specific thresholds, and 14% drank less than the binge thresholds. Significantly higher percentages of binge drinkers at ≥twice versus <twice the thresholds versus other drinkers reported illegal drug and tobacco use, risky sexual and traffic behaviors, physical fights, suicide, less school-night sleep, and poorer school grades.

Brief Resilience Scale

Brief Resilience Scale (BRS)

Please respond to each item by marking one box per row		Strongly Disagree	Disagree	Neutral	Agree	Strongly Agree
BRS 1	I tend to bounce back quickly after hard times.	<input type="checkbox"/> 1	<input type="checkbox"/> 2	<input type="checkbox"/> 3	<input type="checkbox"/> 4	<input type="checkbox"/> 5
BRS 2	I have a hard time making it through stressful events.	<input type="checkbox"/> 5	<input type="checkbox"/> 4	<input type="checkbox"/> 3	<input type="checkbox"/> 2	<input type="checkbox"/> 1
BRS 3	It does not take me long to recover from a stressful event.	<input type="checkbox"/> 1	<input type="checkbox"/> 2	<input type="checkbox"/> 3	<input type="checkbox"/> 4	<input type="checkbox"/> 5
BRS 4	It is hard for me to snap back when something bad happens.	<input type="checkbox"/> 5	<input type="checkbox"/> 4	<input type="checkbox"/> 3	<input type="checkbox"/> 2	<input type="checkbox"/> 1
BRS 5	I usually come through difficult times with little trouble.	<input type="checkbox"/> 1	<input type="checkbox"/> 2	<input type="checkbox"/> 3	<input type="checkbox"/> 4	<input type="checkbox"/> 5
BRS 6	I tend to take a long time to get over set-backs in my life.	<input type="checkbox"/> 5	<input type="checkbox"/> 4	<input type="checkbox"/> 3	<input type="checkbox"/> 2	<input type="checkbox"/> 1

Scoring: Add the responses varying from 1-5 for all six items giving a range from 6-30. Divide the total sum by the total number of questions answered.

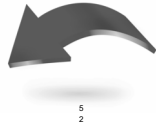
My score: _____ item average / 6

Brief Resilience Scale

BRS 1	I tend to bounce back quickly after hard times.	<input type="checkbox"/> 1	<input type="checkbox"/> 2	<input type="checkbox"/> 3	<input type="checkbox"/> 4	<input type="checkbox"/> 5
BRS 2	I have a hard time making it through stressful events.	<input type="checkbox"/> 5	<input type="checkbox"/> 4	<input type="checkbox"/> 3	<input type="checkbox"/> 2	<input type="checkbox"/> 1
BRS 3	It does not take me long to recover from a stressful event.	<input type="checkbox"/> 1	<input type="checkbox"/> 2	<input type="checkbox"/> 3	<input type="checkbox"/> 4	<input type="checkbox"/> 5
BRS 4	It is hard for me to snap back when something bad happens.	<input type="checkbox"/> 5	<input type="checkbox"/> 4	<input type="checkbox"/> 3	<input type="checkbox"/> 2	<input type="checkbox"/> 1
BRS 5	I usually come through difficult times with little trouble.	<input type="checkbox"/> 1	<input type="checkbox"/> 2	<input type="checkbox"/> 3	<input type="checkbox"/> 4	<input type="checkbox"/> 5
BRS 6	I tend to take a long time to get over set-backs in my life.	<input type="checkbox"/> 5	<input type="checkbox"/> 4	<input type="checkbox"/> 3	<input type="checkbox"/> 2	<input type="checkbox"/> 1

Defining key concepts

Mid-17th-century origin from the Latin **resilient** – “leaping back,” from the verb **resilire**.



5
2

Resilience

- A process leading to good outcome despite high risk
- The ability to function competently under stress
- The ability to recover from trauma and adversity



“I’m not afraid about my girlfriends and myself, we’ll squeeze through somehow, though I’m not too certain about my math.”

Anne Frank
June 21, 1942



"I have lots of courage, I feel so strong and as if I can bear a great deal, I feel so free and so young! I was glad when I first realized it, because I don't think I shall easily bow down before the blows that inevitably come to everyone."


Anne Frank
July 15, 1944



Defining key concepts (cont.)

Webster's defines *resilient* (adjective) as:

- (of a substance or object) able to recoil or spring back into shape after bending, stretching or being compressed
- (of a person or animal) able to withstand or recover quickly from difficult conditions



Defining key concepts (cont.)

Resilience is a pattern of positive adaptation in the context of past or present adversity.



Coping = Resilience



Defining key concepts (cont.)

Is resilience inversely related to impairment?



5
9

Is there a need for a conceptual process like resilience?



What do we know?

- In 2006, there were 73.7 million children (0–18 years) in the U.S.
- By 2030, that number will increase to 85.7 million.
- In 2012, 15% lived in poverty.
- In 2013, 27% were living in single-parent homes.
- In 2003, 36% lived in homes with at least one significant problem.
- In 2007, over half a million children were in foster care.

6
1

Children's Defense Fund

- An American child was reported abused or neglected every 35 seconds in 2011 (3 million).
- 30% of all victims are below age 3; 50% below age 7.
- 60% are neglected.
- Nearly 600,000 American children are in foster care, with 130,000 waiting.
- 7½ million children are home alone after school.

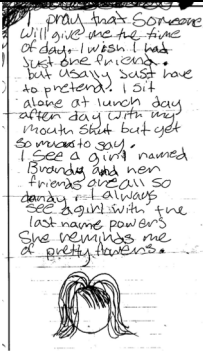


Committee for Children

- One of every seven children reports being bullied in school regularly.
- Seventy-eight percent of children reported being bullied at least once in the past month.
- Thirty-one percent of girls and eight percent of boys in grades 8–11 reported frequent harassment.



In 2014, 4,599 youth between the ages of 10 and 24 committed suicide.




Is there a need for a conceptual process like resilience?

Yes!

6
5

In Their Own Words



The idea of resilience has different meanings for different people, many of which are vague and contradictory.

Howard Kaplan

6
7

Alternatively it might be argued that the concept of resilience is useful, precisely because it instigates so many conceptual or theoretical issues.

Howard Kaplan

6
8

Does resilience refer to characteristics and outcomes of individuals, or does it refer to characteristics and outcomes of more inclusive variables, such as gender, intellect, etc.?



6
9

Is resilience isomorphic to, partially overlapping, or orthogonal to a variety of other terms that appear to be functionally equivalent to that term?



Is resilience the opposite of non-resilience or vulnerability?



Is resilience defined in terms of the nature of the outcomes in response to stress or in terms of the factors that interact with stress to produce the outcomes?



What is the relationship between resilience and the experience of distressful life events?



Is resilience reflected in the ability to bounce back from or function with adversity, or is it caused by adversity?



Should resiliency be defined in terms of some overall criterion or in terms of particular context-specific outcomes?



Which general or specific factors are equated with resilience?



How does resilience determine the nature of the factors that place an individual or system at risk?



Though good studies are available, much of the evidence is based on retrospective, cross-sectional or short-term longitudinal studies with relatively small samples absent controls.

7
8

It is also critical to remember that resilience is never directly measured in these studies.



Resilience is inferred based on the measurement of risk and coping.



The pathways that lead to positive adaptation despite high risk and adversity are complex and greatly influenced by context; therefore, it is not likely that we will discover a magic (generic) bullet.

Resilient children are not simply born that way nor are they made from scratch by their experiences. Genetic and environmental experiences loom large as protectors against a variety of risks to healthy development ranging from resistance to bacteria and viruses to resilience to maltreatment and rejection.

Kirby Deater-Deckard

8
2

General Thoughts on Fostering Resilience in Yourself and Others

- Making connections and building your social support network.
- Avoiding the tendency to view crises as insurmountable challenges.
- Accepting that change is a natural and unavoidable part of life.
- Moving towards your (realistic) goals.
- Taking decisive actions that will help you face your challenges.
- Looking for opportunities for self-discovery.
- Nurturing a positive view of yourself and your abilities.
- Keeping things in perspective and in context.
- Maintaining a hopeful outlook on life.

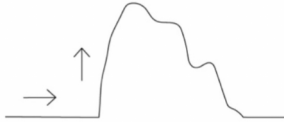
Ten Ways to Develop Resilience

1. Make connections and building your social support network.



Ten Ways to Develop Resilience

2. Avoid the tendency to view crises as insurmountable challenges.



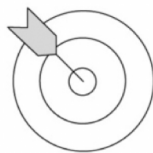
Ten Ways to Develop Resilience

3. Accept that change is a natural and unavoidable part of life.



Ten Ways to Develop Resilience

4. Move towards your realistic goals.



Ten Ways to Develop Resilience

5. Take decisive action that will help you face your challenges.



Ten Ways to Develop Resilience

6. Look for opportunities that promote self-discovery.



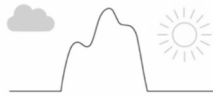
Ten Ways to Develop Resilience

7. Nurture a positive view of yourself and your abilities.



Ten Ways to Develop Resilience

8. Keep things in perspective and in context.




Ten Ways to Develop Resilience

9. Maintain a hopeful outlook on life.



Ten Ways to Develop Resilience

10. Take care of yourself.



In Their Own Words



Ten Keys For Resilient Living

- Rewrite your negative scripts.
- Choose the path to become stress hardy than stressed out.
- Develop the ability to see the world through the eyes of others.
- Learn to communicate effectively: Listen, learn and influence.
- Accept yourself and others.

Ten Keys For Resilient Living

- Develop connections with those around you.
- Learn to deal with mistakes.
- Learn to deal with success and build islands of competence.
- Develop the skills of self-discipline and self-control.
- Learn the lessons of resilience: Maintain a resilient lifestyle.

Changing The Words of Life: Re-writing Your Negative Scripts

Learn to identify obstacles that prevent progress:

- A lack of awareness of the role negative scripts play in your life.
- Insisting that others must change first if you are to change.
- Hiding behind the stress of every day life to avoid having to change.
- Giving up.

Changing The Words of Life: Re-writing Your Negative Scripts

Becoming the Author of your life:

- Seek out negative scripts in your life and assume responsibility to change them.
- Take the time to define short and long-term goals.
- Consider new scripts or plans of actions in accordance with your goals.

Changing The Words of Life: Re-writing Your Negative Scripts

Becoming the Author of your life:

- Select from these new scripts the one you believe has the greatest probability for success. Decide what success means to you.
- Anticipate the possible obstacles that might interfere with your success.
- Put the new script into action and assess effectiveness.
- Make changes if things aren't working but keep moving forward.

Through the Eyes of Others

- Do you practice what you have learned and lived?
- It is difficult to be empathic when you are disappointed or angry.
- Do you make assumptions about the motives of others?
- Do you hold the erroneous belief that if you are too empathic people will take advantage of you?

Through the Eyes of Others

Steps to becoming an empathic person:

- Take the time to complete empathy exercise. Consider how you would like other people to describe you versus how they might actually describe you. Act on the discrepancy.
- Use your experiences as a guide.
- Make an effort to put empathy into practice every day.

Communicating Effectively

- What am I attempting to achieve in this communication?
- Am I saying or doing things in a manner in which others will be most responsive to listening to what I have to say?
- Would I want anyone to speak to me the way I speak to others?
- How would others describe me as I communicate with them?

Communicating Effectively

- What makes it easiest for me to listen to what others have to say?
- What do others say or do that turns me off and keeps me from listening to their message?
- Even if I disagree with someone, do I at last validate their point of view?

Communicating Effectively

Obstacles to effective communication:

- It is difficult to communicate when you are disappointed, angry or frustrated.
- It is difficult to communicate when you lose sight of your goal.
- Are you trapped by models from your past?

Communicating Effectively

Steps to improving communication:

- Become an active listener.
- Validate: Let others know they have been heard.
- Live by the golden rule.

Communicating Effectively

Steps to improving communication:

- Avoid ultimatums and all or none statements.
- Serve as a model of honesty, integrity and dignity.
- Make humor an essential part of your communication.
- Practice and then practice more.

Dealing with Mistakes

Steps to manage mistakes and setbacks:

- Examine your assumptions about mistakes.
- Challenge self-defeating attributions.
- Learn something positive from every situation.
- Decide on a plan of action to attempt new scripts based on new attributions.

The Lessons of Resilience: Maintaining a Resilient Lifestyle

Exercising resilience on a daily basis:

- Have I truly listened during the past day and attempted to understand the viewpoints of others?
- How have I related to others? Have I practiced empathy and respect?
- How have I responded to stress, mistakes and setbacks? What will I do differently the next time?
- In what areas did I do well? How do I maintain and/or reproduce these positive behaviors tomorrow?

The Lessons of Resilience: Maintaining a Resilient Lifestyle

Guiding principles for the long term:

- Revisit the principles of a resilient mindset.
- Periodically assess your progress in terms of leading a resilient life.
- Do not wait for other people to change first for you to achieve your goals and happiness.

The Lessons of Resilience: Maintaining a Resilient Lifestyle

- Articulate and evaluate short and long-term goals that are realistic, achievable and in concert with your values.
- Anticipate mistakes and setbacks. Be prepared with a back-up plan.
- Relish your accomplishments.
- Develop and maintain connections with people, ideals, causes and faith.

General Conclusions

- An early history of developing competence, along with supportive, consistent care, serves as a powerful and enduring buffer throughout childhood and increases probability of resilience.
- The pathways that lead to resilience are complex.
- There is a great need to map the interaction of personal and environmental factors.

Only then will we begin to know what makes the young of our species survive and thrive despite life's adversities.

Emmy Werner

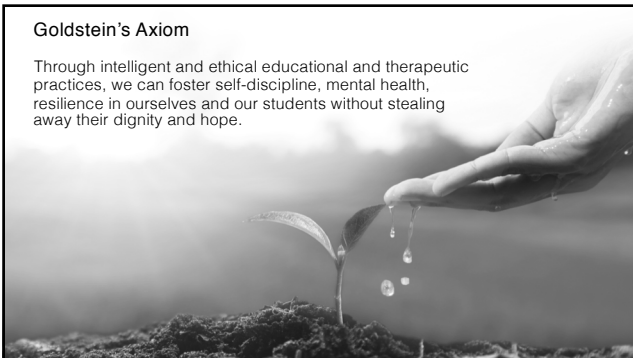


Adopt a Learning-to-Swim Mindset!



Goldstein's Axiom

Through intelligent and ethical educational and therapeutic practices, we can foster self-discipline, mental health, resilience in ourselves and our students without stealing away their dignity and hope.




It must never come to this!

No, so called parents
I hate your pfuckenguts
Roby You lied and said that
you would spend time
with me.
Kathleen
Same with you

Or this!

DEAR GOD,
I wish I could be
better in School.
Can you help me.

In Their Own Words





Creating a Masterpiece!





Questions?

 www.samgoldstein.com

 info@samgoldstein.com

 [@drsamgoldstein](https://twitter.com/drsamgoldstein)

 [@doctorsamgoldstein](https://www.facebook.com/doctorsamgoldstein)
